

Parrs Wood's Online Guide



Welcome...



to Parrs Wood's first Online Guide!

In today's digital age, our pupils have a huge amount of information and resources at their fingertips. These resources can be a significant help to your child's learning. The purpose of this guide is to help you sift through and make best use of them. It gives you practical advice and suggestions about how you can help your child's learning and keep them safe online.

Please do get in touch if you have any suggestions or ideas you'd like to share.

Claire Wright
Assistant Headteacher

Email: clw@parrswood.manchester.sch.uk

Contents



- ▶ **What can we offer?**
- ▶ **Accessing the school network from home**
- ▶ **School Website**
- ▶ **What is Moodle?**
- ▶ **What software do pupils need?**
- ▶ **Practising Literacy and Numeracy skills**
- ▶ **E-Safety**
- ▶ **Useful websites**
- ▶ **More Useful Websites**

What can we offer?

esafety
community
parrswood
collaboration
elearning
moodle
online
digital

All pupils have an online area in which to save their work known as a 'H' or home drive. This is their own personal area and can be accessed from any computer in school. Computers are available to use to do homework or coursework throughout the school day.

The Independent Learning Centre is perhaps best described as our library / E-Learning centre. It has over 100 machines and is open at lunch time and after school most days. Printing facilities are also available.

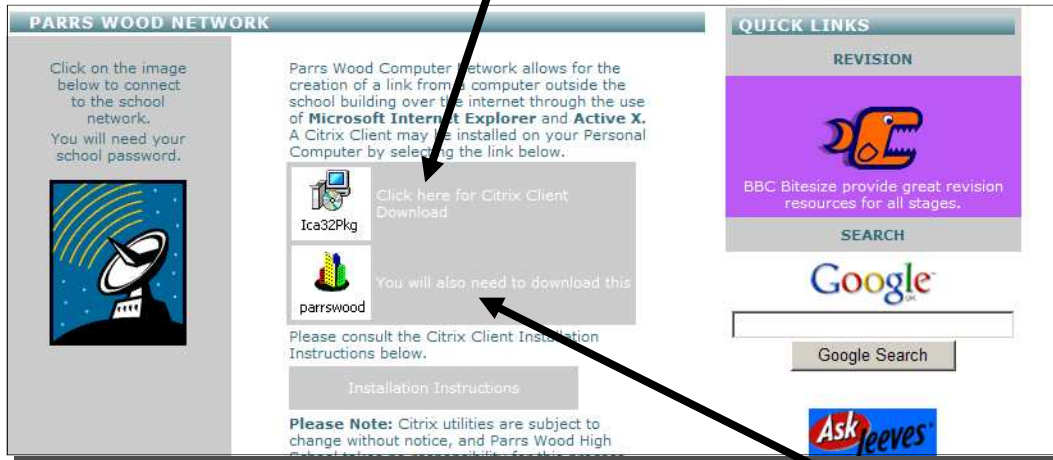
ICT classrooms are also open on most days (occasionally closed for clubs and training).



If you have a home computer, pupils can also log into the school network. Click on the link on the school's homepage 'Connect to Network'



Then you will need to download Citrix software.



Once this is complete, you can then connect to the school network by clicking the link underneath. Pupils should enter their school user name and password.

School Website



Our website address is: www.parrswood.manchester.sch.uk

Our website is updated weekly by our very own web mistress. There's lots of useful information. Each week our Executive Headteacher publishes a message.

A screenshot of the Parrswood High School website homepage. The header features the school's name 'Parrswood High School' and 'a Specialist Arts and Technology College'. Below the header is a navigation menu with categories like 'High School', 'Pupil Zone', 'Sixth Form', 'Community', and 'PW Online'. The main content area has a 'WELCOME TO PARRS WOOD' section with a message from the Executive Headteacher, Tarun Kapur, who is congratulated in a separate section for receiving a Queen's New Year Honour. A 'WHAT'S NEW' section on the right shows a list of recent news items with small images.

Tip: Ask your parents/carers to register using the school's link to receive all school letters and communications. No more looking for them in the bottom of school bags!



On the homepage , you can click on this link to register your email address and receive updates and letters from school via email



PARRS WOOD HIGH SCHOOL
Parent and Carer registration

You can also find contact details for our Parent Champion, Suzannah Reeves.



Our parent champion, Suzannah Reeves is available to liaise with parents. Her email address and phone number are below for your information. Meetings with Suzannah can take place by prior arrangement.

Tel No: 07815 879 965
Email: parent-champion@parrswood.manchester.sch.uk

What is Moodle?

esafety
community
parrswood
collaboration
elearning

moodle
online
digital

'Moodle' is our Virtual Learning Environment, or you may have heard it described as a VLE (Virtual Learning Environment). Put simply, it's an online environment where our pupils can access online resources and tasks. They can also send their work to their teacher and receive feedback.

It is often used in school during lessons and can also be accessed from home.

To find Moodle, click on the link on the school's homepage. Or type in <http://moodle.parrswood.manchester.sch.uk/moodle/> into your web browser.

The screenshot shows the Parrs Wood High School website. The navigation menu on the left includes: High School (Message Board, School Information, Parent Information, Faculties, International Links, Showcase), Pupil Zone (Careers, Clubs, The Wizard of Oz), Sixth Form (Sixth Form Website), Community (Job Vacancies, City Learning Centre, Sports Centre), and Parents (Parents Network, School Resources, Moodle, Web Mail, Help Desk, Parrs Wood High YouTube Channel). The main content area features a 'WELCOME TO PARRS WOOD' section with a photo of Tarun Kapur, Executive Headteacher, and a 'PARENT WEEKLY BULLETIN' section. A prominent banner for 'The Wizard of Oz' tickets is visible, along with a 'YEAR 11 COURSEWORK DEADLINES' section. The right sidebar contains 'PARRS WOOD IN THE NEWS' and 'WHAT'S NEW...' sections. A black arrow points from the text 'click on the link on the school's homepage' to the 'Moodle' link in the 'Community' section of the navigation menu.



Moodle is divided into several course areas. To access it you will need a user name and password. Pupils can log into Moodle by using their network user name and password.

However, you can still have a look by logging in as a Guest.



What software do pupils need?



Very little! The good news is that if you have access to the Internet you can download an amazing variety of software to support your studies.

Many parents ask, 'Do we need Microsoft Office?' The answer is 'No!'. Whilst this is the package that most people are familiar with, there are many alternatives. Pupils will benefit from having access to:

- Word Processing software
- A Desk Top Publishing software
- Presentation software
- Spreadsheet software

There are many free alternatives which can be downloaded. Try:

Open Office— www.openoffice.org/

Oxygen Office— <http://sourceforge.net/projects/ooop>



esafety
community
parrswood
collaboration
elearning

moodle
online
digital

Literacy & Numeracy Skills



If you've got a few minutes to spare and would like to test your literacy or numeracy skills, have a go at an online test. ALAN or Adult Literacy and Adult Numeracy, are available as Level 1 and Level 2 qualifications.

Adult Literacy and Adult Numeracy (ALAN)

Overview Resources Tasks Ask a question

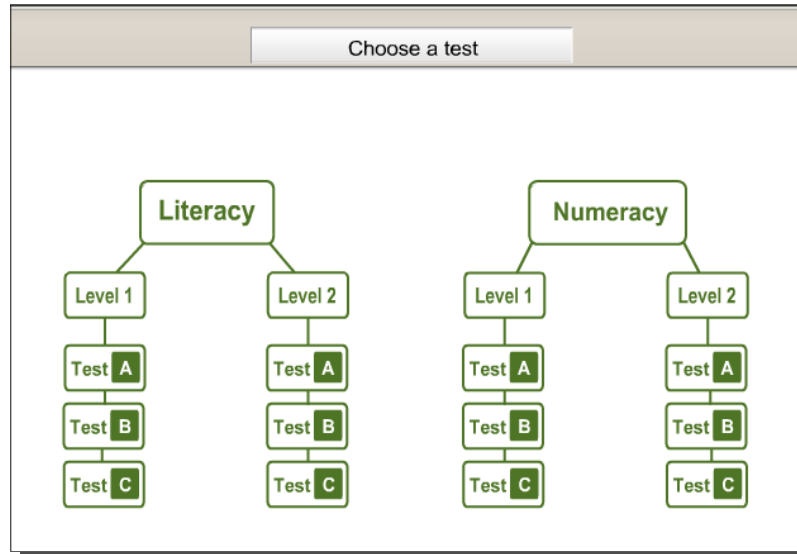
Onscreen, on-demand, instant results

- ▶ Excellent preparation for Functional Skills
- ▶ Market leader in ALAN for schools
- ▶ Comprehensive range of practice tests and support material

The complex block contains a navigation menu with 'Overview', 'Resources', 'Tasks', and 'Ask a question'. Below the menu is a graphic with a blue play button, two orange vertical bars, and a green right-pointing arrow. To the right of the arrow is a list of three bullet points, each with a small icon corresponding to the graphic elements.

To access them go to :

<http://www.edexcel.org.uk> and use the search box to search for ALAN, or click on the link on Moodle's homepage



Begin with level one and when you get to the end you can find out if you've passed or not! It's free to do and you can get feedback on the questions you are getting wrong—which is really useful for learning!

E-Safety



Top Tips from Tanya Byron author of 'Safer Children in a Digital World'

Use internet filtering software, walled gardens and child-friendly search engines. Use your browser's controls as some offer differing degrees of security for each family member.

Check out what child protection services your Internet Service Provider (ISP) offers - do they filter for spam, for instance? If not, ask them why.

Keep the computer in a communal area of the house, where it's easier to monitor what your children are viewing.

Tell children not to give out their personal details. If they want to subscribe to any services online, make up a family email address to receive the mail.

Children love to chat, but make sure they only use moderated chat rooms and encourage them to introduce you to their online friends.



Encourage your children to tell you if they feel uncomfortable, upset or threatened by anything they see online.

Involve your children in writing your own family code of acceptable internet use. Remember that what's acceptable for a teenager isn't necessarily OK for a primary school-aged child, so get their input.

Computer kit is expensive so bear in mind that a child with a laptop may be vulnerable when carrying it to and from school.

The web's a great resource for homework, but remember to use more than one site in research to get broad, balanced information and always reference your research sources.

Surf together. Go online with your children and become part of their online life. The key to safe surfing is communication.

E-Safety



The web's a great resource for homework, but remember to use more than one site in research to get broad, balanced information and always reference your research sources.

Surf together. Go online with your children and become part of their online life. The key to safe surfing is communication.

For further information have a look at:

<http://www.thinkuknow.co.uk/>

<http://www.getsafeonline.org/>

<http://www.bizzikid.co.uk/sosguide/safetyguidestart.html>

Tip: Online safety isn't just an issue when using computers. Young people can also be vulnerable when using mobile phones and gaming machines.

Useful Websites

www.


esafety
community
parrswood
collaboration
elearning
moodle
online
digital

bbc.co.uk/schools/ks3bitesize

bbc.co.uk/schools/gcsebitesize

youngwriters.co.uk
bookedup.org.uk

mymaths.co.uk
mathsisfun.com
mathsnet.net
waldomaths.com
nrich.maths.org.uk
kangaroomaths.co.uk



linguascope.com
languageskills.co.uk
klar.co.uk

esafety
community
parrswood
collaboration
elearning
moodle
online
digital

horrible-science.co.uk
focusmag.co.uk
skool.co.uk



thinkinghistory.co.uk
historyonthenet.co.uk
schoolshistory.co.uk

teach_ict.com

citizen.org.uk
learn.co.uk/citizenship
citizenshipfoundation.org

learnsomestuff.com
ypsh.net
talktofrank.com

technologystudent.com

artscouncil.org.uk/drama
thestage.co.uk
nationaldrama.co.uk

More Useful Websites



A quick surf on the Internet reveals countless websites....

Here is our pick of the best with tips about how to use them:

www.truetube.co.uk

A bit like Youtube, but without any risky content. Encourages educational debate and pupils can ,make and add their films, or comment in debates



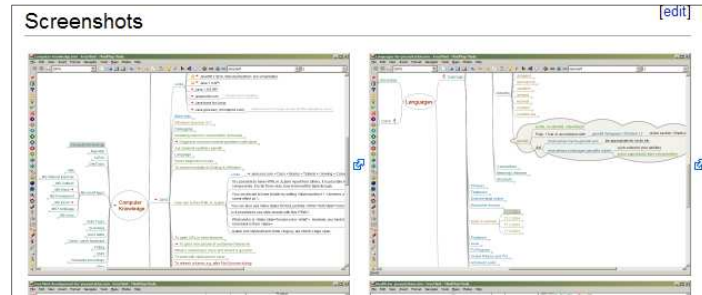
www.bbc.co.uk/schools/gcsebitesize

An old favourite! Loads of GCSE revision resources and quizzes. A good quality site



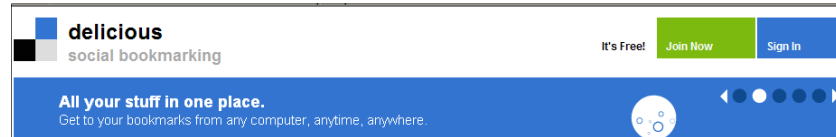
freemind.sourceforge.net/wiki/

Free software to download which is widely used in schools in the UK. It allows pupils to produce mindmaps to help organise and plan their thoughts. Great for project work!



delicious.com/

One problem with bookmarking pages in a standard way is that you can only access them from the computer you created them on. **delicious.com** allows you access your bookmarks via the Internet, and you can see what other people are book marking!



www.connexions-direct.com/

Advice for 13-19 pupils on a whole range of areas. Not just careers!

The screenshot shows the homepage of Connexions Direct. At the top, the logo 'connexions direct' is displayed with the tagline 'Information & advice for young people'. A search bar is located on the right with the placeholder text 'enter keyword' and a 'Go' button. Below the header is a navigation menu with ten colored buttons: CAREERS (pink), LEARNING (dark blue), HEALTH (red), HOUSING (purple), FREE TIME (orange), WORK (purple), MONEY (green), RELATIONSHIPS (orange), YOUR RIGHTS (teal), and TRAVEL (blue). A central banner features the text 'The Diploma Bringing learning to life' and lists various subjects: Information Technology, Environmental and Land-based Studies, Beauty Studies, Hospitality, Creative and Media, Society, Health and Development, Business, Administration and Finance, and Manufacturing and Product Design. To the left of the banner is a blue box with the text: 'Are you 13-19? If so, Connexions Direct can offer you all the information and advice you need to make the decisions and choices in your life.' Below the banner is a 'What's New' section with a yellow 'NEW' tag and a 'Find out more' link. Next to it is a 'Want advice?' section with the phone number 'Tel: 080 800 13 2 19' and the text 'Talk to us in confidence'. Below this are icons for 'phone', 'e-mail', 'text', 'adviser online', 'mini-com', and 'community'. At the bottom, there are four sections: 'Disability Content' with a yellow star icon and a 'Find out more' link; 'Apprenticeships' with a photo of a man pointing at a whiteboard and the text 'The perfect way to'; 'Have your say' with a photo of three young people and the text 'Share your views on'; 'Community' with a photo of two young women and the text 'You can now speak'; and 'The Diploma' with a photo of a group of students and the text 'The new'.

A guide to Googling!



If Google doesn't find it, try:

www.yahoo.com

www.ask.com

www.line.com

Tip: Create a Google account then you can use Google docs to store your documents. No need for memory sticks!

Googling Tips

Want to search for Angus Kennedy? If you just type in these two words your results will contain pages with Angus or Kennedy in them. Try "Anugus Kennedy" to find both names together.

Google: JK Rowling

Finds pages containing both the terms JK and Rowling

Google: "JK Rowling"

Finds pages containing the exact phrase "JK Rowling"



Google: JK OR Rowling
Finds pages containing either JK or Rowling

Google: JK -Rowling
Finds pages containing JK but not Rowling

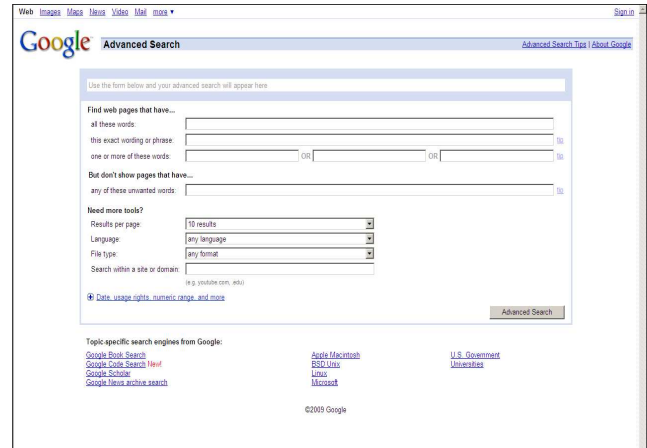
Google: JK * Rowling
Finds JK F Rowling as well as JK Rowling

Did you know that Google can also act as a calculator?

Google 300*3

Will give you the answer 900

http://www.google.co.uk/advanced_search?
Will also take you to Google's advanced search page.





Produced by Parrs Wood High School
Wilmslow Road East Didsbury Manchester M20 5PG